



**AMA Charter 695
AMA Gold Leader Club**

VOLUME 60

MILE HI R/C FLYING CLUB

ISSUE 6



**Next Club Meeting
July 11th
09:00 At The Flying Field
Next Board Meeting- As Needed**

**The Alex Pluckrose Fly-In
Mile HI R/C Flying Field
This Saturday - June 6th**

All, Please remember, we have the Pluckrose Fly-in this Saturday. This is a remembrance of one of Mile-Hi RC's truly exceptional members in its history. For those of you who do not know Alex, he was Mile Hi's most dedicated instructor/flyer I have ever known. He would drive down from Confer every Saturday and Sunday to teach people how to fly. He taught me when I was 13 years old and owe all of my RC experience and love to this man!!!! Many others in the club were Alex's students as well and am sure they feel the same way I do. Come on out Saturday even if you don't fly and have some fun. Bring food (we have the grills ready to go), share stories, learn a bit more about Alex... just come out!

Jim Holt



Looks Like A "Great" Day For Flying




1980's
Page 11 there is 2 more
photos of this P-38

Jim Dunn fibreglassed and painted both of these planes. The pictures do not do either of them justice. I had breakfast with Jim the morning that I took the picture above and then we headed over to Jim's shop. Jim's "Master Craftsmanship" abilities were always in the forefront but what I remember first and foremost about Jim is that he always had me in tears from laughing so much at all of his crazy stories, especially how he told them.





These great looking Mustangs belong to Jim Hebert (Top) and the bottom photo is Ray's P-51. Jim and Ray maidenized these Mustangs last weekend.



Our old impound board before it received a series of modifications '1983

Just “Plane” Fun

Great Planes *My Ultra Sport 60*



Great Planes stopped production of the Ultra Sport 60 after a few years. When that happened, there was so many complaints and requests from the RC community to bring it back, that GP was once again made it available. Upon its return, I bought one and it is NIB on a shelf in my basement. I bought my original from Rich at Blue Yonder Hobbies on May 6, 1992 for \$98.00. I bought the NIB kit from Tower Hobbies about 7 years ago for \$109.00. I don't know when I'll get around to building it but after writing about the plane in this little article, I think I'll head down to the basement when I get done here and lift the box lid to at least sniff the balsa ... just a little!

Jim Feldmann's original design of the Ultra Sport 60 was featured as a construction article in the August, 1989 issue of RC Modeler magazine. At that time, the Ultra Sport was considered by many as the “best” flying sport airplane ever! The design starts with the “legendary” “Kaos” wing platform and the kit features state-of-the-art construction techniques. The result is an ultra-smooth flying airplane that does what you want it to. The airplane is totally predictable and has very docile stall characteristics. The picture to the left is of my Ultra Sport 60 back in 1993. This particular plane was powered by a Super Tigre .61 and it had Rohm pneumatic retracts along with a tail dragger configuration.

Walt



Install Thrust Vectoring


Airfield Exceed RC 90MM F-18

<https://www.youtube.com/watch?v=rMjXuby3lmw>



How to Build a 450-Size Electric R/C Helicopter

<https://www.youtube.com/watch?v=GkLSdT3BZZg>




Giant Scale MH53 Pave Low R/C Helicopter Roll Start Uncut Flight



https://www.youtube.com/watch?v=T7qDGBbLq_k

Joe and Gordon's Vacuum Box

<http://www.aercf.org/projects/02.htm>





INSTRUCTIONS: first select #1, then watch them in order, #1 through #4 ... each time going back to "Contact" and selecting the next one.

Airport & Aviation Appraisals, Inc.

"When the Job Requires a Special Purpose Product"

QUALIFICATIONS
Company Profile
Résumé

EXPERIENCE

**NEWSLETTER/
ARTICLES**

CONTACT

HOME

Part 1 • Dead Men Flying

<http://www.airportappraisals.com/qualifications/>

WATCH THIS GUY HAVING A BALL WITH HIS GIANT TELEMASTER



<https://www.youtube.com/watch?v=H40TrH3g1Xk>

Senior Telemaster Laser Cut Kit



http://www.hobbyexpress.com/senior_telemaster_laser_cut_kit_1039259_prd1.htm

The DC-3 - The Plane That Changed The World

<https://www.youtube.com/watch?v=HIQDVLOVWu8>



There are three videos associated with this web site; the walk around, engine starting procedures, flying and landing the plane. Very interesting! Thank you Gary for sending this.



[This Amazing First Person View Shows Every Move It Takes To Fly A P-51](#)

JOE NALL WEEK



Type to enter texthttp://www.google.com/search?client=safari&rls=en&q=joe+nall+2015&oe=UTF-8&hl=en&sa=X&oi=image_result_group&ei=w8FIVa3nFoXPAX43lCoAw&ved=0CDIQsAQ&tbm=isch





The expression "smooth as glass" was never more true with this plane ... or any of Jim's planes. When most of us would have called it completed, Jim would say heck no! He would wet sand the plane two more times. It was hard to watch him as he dipped the sanding block into a bucket of water and start rubbing on what already looked like a magnificent finish.



"A Voice Crying In The Wilderness" – that would be me ...

Hello all,

If you have any photos and or an article that you would like to see in an upcoming Tailspinners, just send them my way. Articles do not have to be all fancied up, plus I'd be glad to research and arrange your topic ideas if you would prefer. Thanks, Walt

MHRCC Newsletter Editor

waltstroessner@msn.com

