Tailspinners December 2018

Volume 63 *Club Newsletter Editor - Walt S.* Issue 12

Merry Christmas, Happy Hanukkah And Happy Holidays To All

Club Holiday Party
December 8, 2018 at 7:00PM
Location: Mimi's Cafe
Address: 205 South Abilene Street, Aurora CO 80012

Some Polar Fly Information For You Guys…

Members,

Come out to the Polar Fly and get in on the Bob Bergin give away. There will be maybe ten prizes to give away. Some maybe glad or some will be sad... You will not know what you are getting till you open your surprise...You do not have to fly to get a ticket. Anyone that shows up will have a chance... See you on the First.

Bob B.
bobbergin2@comcast.net

"There are only two emotions while piloting a plane…
boredom and terror". – Orson Welles

https://www.rchelicopterfun.com/best-rc-helicopter-kit.html

LAMA3 Turbine
https://www.bing.com/videos/search?q=having+fun+flying+my+rc+helicopter&

Video - Drone Following RC Airplane

https://www.bing.com/videos/search?q=videos+drone+flying+next+to+an+rc



An **RC** Warbird Page - The P-47

https://www.youtube.com/watch?v=eEJTxlkVNe4

Top Flite P47 Razorback Radial Conversion

https://www.youtube.com/watch?v=CswJsb12_zc

Building a Top Flite P-47 Kit

http://thercgeek.com/2017/04/assembly-flight-review-e-flite-1-2m-p-47-thunderbolt-razorback/

E-flite P-47

https://www.youtube.com/watch?v=SV6EY1Y_z-8

Seagull P-47

https://www.bing.com/videos/search?q=formation+flying+rc+p-47&&view=detail&mid=C9A936A87A9157B7889AC9A936A87A9157B7889A&&FORM=VDRVRV

Giant RC Warbirds Formation incl P-47

https://www.bing.com/videos/search?q=rc+p47&view=detail&mid=1162AABA94B5F9DE5BE71162AABA94B5F9DE5BE7&FORM=VIRE

P-47 Thunderbolt Maiden Moki 180cc
"Turn Up The Sound"

This Months **“Full Scale”** Page - The P-47

http://www.368thfightergroup.com/P-47-2.html The “Full Scale” Big Beautiful Jug	http://www.warbirdalley.com/p47.htm The History of The “Full Scale” P-47

https://www.bing.com/videos/search?q=republic+P-47&&view=detail&mid=53874E30CE000D37732F53874E30CE000D37732F&&FORM=VDRVRV

A “Full Scale” P-47 - 1943

https://www.youtube.com/watch?v=gmXeBqM0l-k

Do You Like Vintage B&W Military Training Films As Much As I Do…
Flight Training / Instruction P-47 - 1943

BELOW
https://www.af.mil/News/Article-Display/Article/572273/wwii-pilot-reunited-with-p-47/

WWII Pilot Reunited With His P-47

A Spitfire Project… *continued from last month*





Everything in the above pics has now been replaced. Ric and Jim, at the rate I am progressing with this plane, it should be ready to maiden in a few weeks. I know you both would like to fly it. I will give you guys a yell ahead of time.
Walt - rcflyer1983@gmail.com

Hello Mile HI RC Members,

With another year just about in the books, I am looking forward to what lies ahead with this hobby that you and I enjoy so much. I am wondering what you guys are up to at your work table. Please feel free to send me your thoughts, pictures, ideas etc. regarding what you would like to see in our monthly club newsletter. Possibly you have a new project that you are planning to start over the coming winter months. It is always nice to see what you are looking forward to accomplishing. Let us know…

What am I up to… my plan is to complete and fly Alex's Spitfire that I have been restoring. Looks like January will be the maiden. I have never flown this #47… FYI Alex would occasionally call someone out to the flight line, usually a newly soloed pilot, as he was flying one of his Spitfires so that they could experience how nice it was to fly a Spitfire model. A number of us were very fortunate to be able to do… great fun.

Lastly, I have a second project under way as well. I am in the finishing stages of building my Top Flite AT-6 kit. Looks like a spring maiden flight… although knowing myself oh too well, that time frame most likely means next fall at the slow rate that I build. I am installing flaps and Robart pneumatic retracts in this plane. I have added a few pictures and some building information about this kit build… see the next page.

NOTE: Coming in our January Newsletter - I touched base with Sid Gates regarding his AT-6 flying / training experiences while in the Air Force. Sid has built a few RC AT-6's as well. I know that you will enjoy seeing Sid's pictures and reading his comments.



Thats it guys. A tip of the hat to all of you and I hope that you have a great time building / repairing / assembling and or modifying your winter projects… and HEY… send me "stuff" for our club newsletter will ya!

Walt
rcflyer1983@gmail.com

Hello and "Happy Birthday" to all of you club members who are celebrating your Birthday this month!

An AT-6 Project - Is *"Back On The Workbench"*

The pictures below are from last fall. I stopped working on this airplane in order to build my Ultra Sport 60. With the US 60 completed, I am back at this AT-6 once again. Since this picture was taken, I now have the wing and the fuselage all sheeted. An FYI, I cheated a little with this kit by ordering the pre-painted canopy and pre-painted cowl that comes with the ARF version. I know that I probably would have made a mess of the both the canopy & the cowl paint job. I also ordered the Robart pre-shaped pneumatic retracts that are designed / shaped just for this kit. I will attach a few additional pics next month. Walt - rcflyer1983@gmail.com